



Pickin' Peas

Retold by Margaret Read MacDonald

Outcome:

Students will explore the theme of “battle-of-wits” in this nod to Br'er Rabbit.

Materials:

Book, *Pickin' Peas*
 Counting Peas Scavenger Hunt Worksheet
 Crayons or markers
 Scissors
 White paper bags
 Lined paper
 Pencils
Sister Tricksters Excerpt Worksheet
 Venn Diagram Worksheet

About the Book:

Guided Reading:

L

Lexile Level:

150L

Character Traits:

Resourcefulness

Fairness

Respect

Region:

USA

ISBN:

978-1-9391-6083-6


Instructional Plan

Introduction:

- Define the word “wit”: Being mentally bright, having sharp or quick intelligence.
- Read the story and pause to discuss when Little Girl or Rabbit is displaying wit.

Read the Story:

- Tell students they will be reading about a little girl and a witty rabbit. Have students describe when Little Girl is clever and when Rabbit is clever. Who is the cleverest?



Pickin' Peas

First Grade

Common Core

Standards:

CCSS.ELA-LITERACY.SL.1.1

Participate in collaborative conversations

CCSS.ELA-LITERACY.RL.1.1

Ask and answer questions about details

CCSS.ELA-LITERACY.SL.1.2

Ask and answer questions about key details in a text read aloud

CCSS.ELA-LITERACY.SL.1.4


Describe people, places, things, and events with relevant details, expressing ideas and feelings

Questions for Assessing Students' Comprehension:

- Who are the characters in this story?
- What does Little Girl plant in her garden?
- When does Little Girl plant the peas in her garden?
- Where does Little Girl put her peas when she's picked them?
- Who keeps stealing Little Girl's peas?
- What does Little Girl do with Rabbit after she catches him?

Questions for interpretation:

- How does Little Girl feel about Rabbit stealing her peas?
- Why do you think Rabbit is stealing Little Girl's peas?
- How is Rabbit considered "clever"?
- How is Little Girl considered "clever"?
- Review the last illustration of Little Girl and Rabbit. What is Little Girl's attitude when she sees Rabbit in her garden after he's escaped?
- Why do you think she reacts this way?
- How would you react?



Pickin' Peas

First Grade

Follow Up Activities:

Counting Peas Scavenger Hunt

Materials:

- Counting Peas Scavenger Hunt Worksheet
- Crayons or markers
- Scissors
- White paper bags

Directions:

- Give each student a Counting Peas Scavenger Hunt worksheet, scissors, markers or crayons, and a white paper bag.
- Students decorate the white paper bag and color in the peas.
- Cut out the peas.
- Teacher gathers all of the student's peas. Have students wait in the hall or close their eyes as you hide the peas around the classroom.
- Students spend 5-10 minutes searching for the peas and putting them in their "pail," or white paper bag.
- Students return to their seats to count out their peas. After counting, students return peas to their bags. Write down the results on the board to see who has most.
- Teacher plays the role of Rabbit. Have students wait in the hall or close their eyes as you go around and "steal" a random number of peas from each student's "pail."
- Students empty their pails to recount their peas. Determine how many peas were stolen by subtracting the second total number of peas to the first total number of peas.

Common Core

Standards:

CCSS.ELA-
LITERACY.RL.1.1

Ask and answer questions about details

CCSS.ELA-
LITERACY.SL.1.2


Ask and answer questions about key details in a text read aloud

CCSS.MATH.CONT
ENT.1.OA.A.1

Use addition and subtraction

CCSS.MATH.CONT
ENT.1.OA.C.5

Relate counting to addition and subtraction



Pickin' Peas

First Grade

Follow Up Activities:

Sing-Along with Dance Moves

Directions:

- Make up dance moves to go along with the lyrics of the story. Write the lyrics on the board.
- Read the final page "About the tale" to get dance move ideas from author, Margaret Read MacDonald.
 - "Pickin' peas. Put 'em in my pail."
 - "Pickin' peas. Land on my knees."
 - "Pickin' peas. Land on my...WOAPP!"
 - "Diggin' up roots. Land on my foots."
 - "Heard my mamma callin' me RIGHT over there."
 - "Gonna eat all I want 'cause you can't catch me!"
- Students can sing along and dance when the lyrics arrive in the story.

Write a Short Story

Directions:

- Write a scene from the point of view of Little Girl or Rabbit.
- If you're writing from the point of view of Little Girl, write about how you would react to finding Rabbit in your garden.
 - What would you do after the peas are stolen?
 - What would you say to the rabbit?
 - Make a drawing to illustrate the scene
- If you're writing from the point of view of Rabbit, write about why you're stealing peas from Little Girl.
 - What would you do to steal the peas?
 - What would you say to the Little Girl?
 - Make a drawing to illustrate the scene

Act It Out

Directions:

- Divide students into pairs.
- One student will play Little Girl or Little Boy, and one student will be Rabbit.
- Little Girl/Boy acts as if she is planting in his/her garden while Rabbit steals his/her plants.
- Students improvise how they would react to the situation.
- Students come up with a solution that will make Little Girl/Little Boy *and* Rabbit happy.
- Present to the class.

Common Core

Standards:

CCSS.ELA-
LITERACY.SL.1.1.A

Follow agreed-upon
rules for discussions

CCSS.ELA-
LITERACY.W.1.1.3

Write narratives and
organize in a sequenced
order

CCSS.ELA-
LITERACY.L.1.1.


Demonstrate command
of conventions of
standard English
grammar when writing
or speaking.

CCSS.ELA-
LITERACY.RL.1.6

Identify who is telling
the story at various
points in a text.

CCSS.ELA-
LITERACY.SL.1.5

Add drawings or other
visual displays



Pickin' Peas

First Grade

Follow Up Activities:

Compare and Contrast

Materials:

- *Sister Tricksters* Excerpt worksheet
- Optional: *Sister Tricksters* by Robert D. San Souci (ISBN: 978-0-8748-3791-9)

Directions:

- Refer to the *Sister Tricksters* Excerpt worksheet to read a piece of “Mistah Hare, Mistah Mink, and Miz Duck.”
- How are Rabbit and Mistah Hare similar?
- How are they different?
- How are Little Girl and Miz Duck similar?
- How are they different?
- How would you describe Rabbit and Mistah Hare?
- How would you describe Little Girl and Miz Duck?

Venn Diagram Worksheet

Materials:

- *Sister Tricksters* Excerpt worksheet
- Venn Diagram worksheet

Directions:

- Using the differences and similarities discussed in the “Compare and Contrast” activity, have students organize character attributes in the Venn Diagram worksheets.
- Give each student two Venn Diagram worksheets.
- On one worksheet, label one of the circles “Rabbit” and the other “Mistah Hare.”
- On the second worksheet, label one of the circles “Little Girl” and the other “Miz Duck.”
- Students list distinct characteristics of each character in their respective circles.
- If characteristics are similar for 2 characters, list them in the overlapping section of the Venn diagram.

Common Core

Standards:

CCSS.ELA-LITERACY.RL.1.9

Compare and contrast the adventures and experiences of characters in stories

CCSS.ELA-LITERACY.SL.1.2


Ask and answer questions about key details in a text read aloud

CCSS.ELA-LITERACY.SL.1.4

Describe people, places, things, and events

CCSS.ELA-LITERACY.SL.1.5

Add visual displays to descriptions to clarify ideas



Pickin' Peas


First Grade

Name _____

Date _____

Counting Peas





Sister Tricksters Excerpt

By Robert D. San Souci

ISBN: 978-0-8748-3791-9

From "Mistah Hare, Mistah Mink, and Miz Duck"

One time Mistah Hare met up with Mistah Mink, who folks thought was mighty clever, but Mistah Hare was searching around in his mind to find some way or other to show off and impress Mistah Mink with just how smart *he* was. Hare was never satisfied unless he let people know about his own cleverness. Mistah Hare said, "Mistah Mink, it's a mighty find day. Suppose we sashay around the pond." This was one of Mink's favorite spots. They reached the pond to find a big flock of ducks floating in the water.

Mistah Mink said, "I make my living right out in that pond without any trouble at all. When I want something to eat, I just jump right in and get a duck." Mink showed Hare how he slipped into the water, dove under, and then swam to where the ducks were floating to catch one by the leg. Hare challenged him, "I bet you I can do that same thing the very first time without the practice you've had all your days." Hare waded into the water and onto a log but lost his balance and fell in, scaring the ducks away.

All the commotion had sparked the curiosity of Miz Duck. She listened on as Hare began boasting and Mink began encouraging Hare for a second try. Miz Duck thought to herself, "I think it might just do me good to settle the hash of that low-down, good-for-nothing creature!" You see, Hare had stolen more than one clutch of her eggs in the past.

Hare found a brambly vine known as the devil's shoestring and hid next to the water with it while Mink drove ducks towards his trap. However, strong Miz Duck came flying straight for Mistah Hare and his trap. Hare was so excited, thinking he had won the game. He caught Miz Duck's leg in his vine, and she made a show to make Hare think she was struggling. Then, Miz Duck began to fly up and up with Hare barely hanging on to the vine. Hare yelled, "Let me go!" But Miz Duck just ignored him, responding, "I can't hear you!"

When Hare saw that they were over a sycamore tree, he let go and dropped onto the tree, but the tree was hollow. Hare tumbled inside and struck the ground. He was trapped in the tree! Far overhead he heard Miz Duck calling, "Happy landings, you egg-thieving treacherous no-count! I hope you never get out." Hare got so hungry in that tree that he chewed off his own tail, hence the reason why hares have short tails to this day.

At last, Hare heard Mistah Man chopping wood near by. Hare decided the best way to get his attention was to make his voice sound like a fine lady's voice. Hare began to sing, and eventually Mistah Man heard and turned towards the tree. "It appears to me I hear a woman singing inside that tree." Hare begged the man sweetly, "Take your ax and chop a hole in this tree and let me out. I am a woman and a pretty one. If you let me out, I'm gonna give you a great big kiss for being my hero."

The man wasted no time in chopping at the tree to get Hare out. As soon as the hole was big enough, Hare took off right between the man's legs and into the brush, yelling, "You can have a big old kiss if you can catch me!" Hare finally returned home to his family, and he told Miz Hare and his children about how he fooled Mistah Man, and their laughter could be heard clear across the meadow.

Name _____

Date _____

Venn Diagram

