

The Hidden Feast: A Folktale from the American South

By Mitch Weiss & Martha Hamilton

Illustrated by Don Tate

Outcome:

The students will learn about the responsibilities of guests at a party and what behavior is expected at a social occasion.

Materials:

- Invitation
- Response Card
- Recipe Card
- “Animal Picture” worksheets

Instructional Plan

Introduction

Directions:

- Ask students, “Who has ever been invited to a party or to someone’s home for dinner?” When visiting someone or at a party, you are expected to have good “party manners.” Let’s make a list of good party manners starting at the beginning, right when you receive an invitation.” Responses are recorded on the board.

About the Book:

Guided Reading:

L

Lexile Level:

620L

Character Traits:

Caring

Fairness


Sharing

Region:

USA

ISBN:

978-0-8748-3758-2



The Hidden Feast

Kindergarten

Instructional Plan

Teacher Reads the Story

Directions:

- Teacher says, “In the story we are going to read, some guests show good manners and one does not. Listen carefully so when we are finished reading the story you can tell me how the characters were good party guests or bad party guests.”
- Read the story and stop periodically to ask if the animals have good manners. Examples of good party guest behavior include:
 - Animals got dressed up.
 - Donkey didn’t want to play a game but played it.
 - Horse took off his shoes so they could play a game.
 - They all had fun, laughed, danced and sang.
 - They sat down when they heard the dinner bell.
 - They made nice comments about the table setting.
 - They were polite when they received the corn bread.
 - They said grace, made excuses for Rooster and complimented the food.

Common Core

Standards:

CCSS.ELA-LITERACY.RL.K.1

Ask & answer questions about details in text

CCSS.ELA-LITERACY.RL.K.3

Identify characters, settings, & major events

CCSS.ELA-LITERACY.RL.K.10


Group reading activities

CCSS.ELA-LITERACY.SL.K.2

Confirm understanding of text read aloud

Questions for Assessing Students’ Comprehension:

- How did the animals dress for the party?
- What games did they play?
- What dance did they do?
- How did the animals react when they saw the corn bread? What did they say? What did the expressions on their faces show?
- What did they find inside their cornbread?



The Hidden Feast

Kindergarten

Questions for Interpretation:

- How did the animals feel when they got the invitation? How do you know?
- Did the hosts of the party put a lot of effort into making a nice party? How do you know?
- How did the rooster feel when he left the party?
- How did the other animals feel when the rooster left?
- Did Rooster use good manners during any part of the story?
- How did Rooster feel at the very end of the story?
- Do you think Rooster will be a better party guest next time?
- Do you think the animals on the other farm will invite him back?

Common Core

Standards:

CCSS.ELA-
LITERACY.RL.K.1

Ask & answer questions about details in text

CCSS.ELA-
LITERACY.RL.K.3

Identify characters, settings, & major events

CCSS.ELA-
LITERACY.SL.K.1

Collaborative conversations

CCSS.ELA-
LITERACY.SL.K.6

Speak audibly and express thoughts, feelings, and ideas

Follow Up Activities:

Plan a Party

Directions:

- Plan a party using the invitations provided. Complete the invitation and the RSVP card indicating they will attend the party.
- Children take invitation home to parents and plan to dress as a farm animal or a farmer for the party.
- Class makes cornbread and butter using the provided recipes on page 7.

Sing “Old MacDonald’s Farm”


Directions:

- Children form a circle to sing the song.
- All animals represented in costume are included in the song.
- When a child has the costume of the animal named in the verse, that child enters the middle of the circle and shows off his/her costume.
- If multiple children have the same costume, they enter the center together.

Hokey Pokey

Directions:

- Teacher leads the class in dance. This is a good chance to shake the jar of cream as the children do the dance.



The Hidden Feast

Kindergarten

Follow Up Activities:

Role-Play

Directions:

- Using body language, facial expressions, words, and voices, the children act out being a good party guest and a bad guest.

“Animal Pictures” Worksheet

Directions:

- Cut out individual animal cards.
- Students pick a card with a picture of an animal on it.
- Students pantomime the animal and classmates try to guess which animal it is.
- If the other students are unable to guess the animal, then the child adds sounds to his/her animal actions and classmates guess again.

Animal Escape

Directions:

- Using pictures of animals, the teacher places 4 cards on a table at a time.
- The teacher tells the children to look carefully at the animals.
- One child is then assigned to be the “farmer” and is asked to cover their eyes.
- An animal is removed from the display.
- The “farmer” then guesses which animal has “escaped.”
- When the children are comfortable with 4 animals, the teacher adds 1 more animal at a time.

Common Core

Standards:

CCSS.ELA-LITERACY.SL.K.6


Speak audibly and express thoughts, feelings, and ideas

CCSS.ELA-LITERACY.SL.K.4

Describe familiar people, places, things and events

CCSS.ELA-LITERACY.SL.K.5

Add drawings or other visual displays to descriptions.



The Hidden Feast

Kindergarten

Name _____

Date _____

Invitation

You are invited to a costume book reading.
Please dress up as a farm animal or a farmer.


Date: _____

Bring your costume two days before the party and keep it hidden.

You are invited to a costume book reading.
Please dress up as a farm animal or a farmer.

Date: _____

Bring your costume two days before the party and keep it hidden.



The Hidden Feast

Kindergarten

Name _____

Date _____

RSVP

I will come to the party.


I will not come to the party.

Name: _____

I will come to the party.

I will not come to the party.

Name: _____



The Hidden Feast

Kindergarten

Name _____

Date _____

Recipes

Recipe for Crock Pot

- 2 boxes corn muffin mix (8 oz each)
- 1 can creamed corn (15 oz)
- 2 eggs
- 1/2 cup sour cream
- 1/3 cup buttermilk
- 2 tablespoons softened butter

In a medium bowl combine corn, eggs, sour cream, buttermilk and butter. Whisk until combined. Add corn muffin mix. Stir batter until well combined. Grease a 3 1/2 quart slow cooker on the sides and bottom with butter. Pour in the batter. Cover and cook on high for 2 1/2 hours. Turn the heat off and cool with the lid slightly open for 15 minutes. Use a knife to turn it out of the pot or spoon portions out.


Cornbread Recipe Using Oven

- 2 eggs beaten
- 1 cup sour cream
- 1/2 cup oil
- 1 1/2 cups creamed corn
- 1 cup corn meal
- 1 tablespoon baking powder

Combine eggs, sour cream, oil and corn in bowl. Mix well. Stir in corn meal and baking powder. Pour into a greased 8 x 8 baking pan. Bake in an oven preheated to 400 degrees for 35 minutes. Makes 16 pieces

Making butter

Materials: jar, tight fitting lid, cream
Fill a small jar half full with cream and fasten lid tightly on top. Pass the jar around for all of the children to shake during the follow up activities. Check jar every 5 minutes. After about 25 minutes, pour liquid off top and rinse butter with cold water. Add a small amount of salt. Spread butter on cornbread.




The Hidden Feast


Kindergarten

Name _____

Date _____

Animal Pictures





The Hidden Feast

Kindergarten

Name _____

Date _____

Animal Pictures



Hawk



Duck



Lamb




Woodpecker



Fly



Ant








The Hidden Feast


Kindergarten

Name _____

Date _____

Animal Pictures





The Hidden Feast

Kindergarten

Name _____

Date _____

Animal Pictures



Bat



Rabbit



Dove



Lion



Bear



Dog