

The Hidden Feast: A Folktale from the American South

By Mitch Weiss & Martha Hamilton

Illustrated by Don Tate

Outcome:

The students will learn about proverbs and demonstrate their understanding by creating proverbs to describe the story.

Materials:

- “Proverbs” worksheet
- *Aesop’s Fables*
- *Thirty-Three Multicultural Tales to Tell* (Pleasant DeSpain)
- “Collective Nouns” worksheet

About the Book:

Guided Reading:

L

Lexile Level:

620L

Character Traits:

Caring

Fairness

Sharing

Region:

USA

ISBN:


978-0-8748-3758-2

Instructional Plan

Introduction

Directions:

- Explain that a proverb is a short, well-known saying containing a wise thought such as “haste makes waste.”
- Ask class to figure out the meaning of this proverb. Ask if students know any other proverbs before presenting a list of proverbs.
- Students write what they think each proverb means.
- Class discusses answers. Teacher tells students to listen for the proverbs in the story he/she reads.
- Using the “Proverbs” worksheet, identify which proverbs apply to *The Hidden Feast*. Students explain what these proverbs mean.
- Students create other proverbs to suit the story.



The Hidden Feast

Third Grade

Questions for Assessing Students' Comprehension:

- How did the animals know about the party?
- Which two animals were good sports during the games?
- Were Horse and Cow on the same team for the game of horseshoes?
- Which animal said a prayer before they ate?
- What did the other animals say when Rooster left?
- How did Rooster find out that he missed a good meal?
- What did the Rooster say to the animals when they returned?

Common Core

Standards:

CCSS.ELA-LITERACY.RL.3.1

Ask and answer questions to demonstrate understanding of text

CCSS.ELA-LITERACY.RL.3.3

Describe characters in story

CCSS.ELA-LITERACY.RL.3.5

Refer to parts of stories, dramas, and poems when writing or speaking

CCSS.ELA-LITERACY.RL.3.10

Read and comprehend literature

CCSS.ELA-LITERACY.W.3.4

Produce writing appropriate to task and purpose.

Questions About Interpretation:


- How are the animals like people?
- What are some other games the animals could have played?
- Where are good hiding places on a farm?
- Why did Pig say, "Cornbread makes me want to slap my pappy?" The pig had done "hambone" earlier. Hambone is a sequence of quick hand movements including slapping your knees and clapping your hands. Teacher demonstrates and children follow. The pig did hambone when he was excited.
- How do you think Pig felt about the hosts serving ham and bacon?
- Do you think Rooster learned his lesson?

Follow Up Activities:

Read Aesop's Fables and Thirty-Three Multicultural Tales to Tell

Directions:

- Read stories from *Aesop's Fables*. Children identify and discuss proverbs that explain the lessons in the stories.
- Students read *Thirty-Three Multicultural Tales to Tell* and find or create proverbs to fit these stories.
- Students write their own story to correspond with a proverb.



The Hidden Feast

Third Grade

Follow Up Activities:

“Collective Nouns” Worksheet

Directions:

- Tell students that collective nouns are groups of nouns such as a **bunch** of bananas or a **cluster** of grapes.
- Distribute worksheets; students can complete independently and compare answers or complete the worksheets together as a class.

Kitchen Math

Directions:

- Use the “Oven Recipe for Cornbread” worksheet.
- Ask students how many people the recipe serves (16).
- Ask students: “If you want to make cornbread for 32 people, how would you know how much of the ingredients to use?” (Double the recipe)
- Ask students to double the quantities of ingredients in the recipe and record their answer on a piece of paper.

Common Core

Standards:

CCSS.ELA-
LITERACY.L.3.1.B

Form and use regular and irregular plural nouns.

CCSS.ELA-
LITERACY.L.3.1.C


Use abstract nouns

CCSS.ELA-
LITERACY.SL.3.1

Engage in a range of collaborative discussions

CCSS.ELA-
LITERACY.SL.3.1.D

Explain ideas and understanding in light of the discussion.



The Hidden Feast


Third Grade

Name _____

Date _____

Proverbs

- Don't cry over spilt milk.
- Never judge a book by its cover.
- When it rains, it pours.
- Don't count your chickens before they're hatched.
- The proof of the pudding is in the eating.
- He who laughs last laughs best.
- He who hesitates is lost.
- Look before you leap.
- A bird in the hand is worth two in the bush.
- When the cat's away, the mice will play.
- A rolling stone gathers no moss.
- Strike while the iron is hot.
- A penny save is a penny earned.
- Beggars can't be choosers.
- Like father, like son.
- You may lead a horse to water, but you cannot make him drink.
- All that glitters is not gold.
- A stitch in time saves nine.
- Too many cooks spoil the broth.
- Don't judge a present by its wrapping.
- A fool and his money are soon parted.
- A watched pot never boils.
- Never look a gift horse in the mouth.
- Bird of a feather flock together.



The Hidden Feast

Third Grade

Name _____

Date _____

Collective Nouns

An army of _____

A swarm of _____

A bloat of _____

A pride of _____

A tower of _____

A gaggle of _____

A den of _____

A troop of _____

A knot of _____

A sloth of _____

A colony of _____

A muster of _____

A drift of _____

A brood of _____

A litter of _____

A gam of _____

A school of _____

A pod of _____

A crash of _____

A leap of _____

A pack of _____

A nest of _____

A business of _____


A kindle of _____

A parcel of _____

A herd of _____

A flock of _____ and _____ and _____

A herd of _____ and _____ and _____



Name _____

Date _____

Cornbread Recipe

2 eggs beaten

1/2 cup oil

1 cup corn meal

1 cup sour cream

1 1/2 cups creamed corn

1 tablespoon baking powder

Combine eggs, sour cream, oil and corn in bowl. Mix well. Stir in corn meal and baking powder. Pour into a greased 8 x 8 baking pan. Bake in an oven preheated to 400 degrees for 35 minutes. Makes 16 pieces.

Cornbread Recipe for 32 people

Fill in the correct amount of each ingredient if the recipe is for 32 people.

_____ eggs beaten

_____ oil

_____ corn meal

_____ sour cream

_____ creamed corn

_____ baking powder

Combine eggs, sour cream, oil and corn in bowl. Mix well. Stir in corn meal and baking powder. Pour into a greased 8 x 8 baking pan. Bake in an oven preheated to 400 degrees for 35 minutes. Makes 32 pieces.