

The Hidden Feast: A Folktale from the American South

By Mitch Weiss & Martha Hamilton

Illustrated by Don Tate

Outcome:

The students will learn to combine information to solve problems and identify animals based on characteristics and attributes.

Materials:

- “Who Am I” worksheet
- “Animal Pictures” worksheets
- “Animal Idioms” worksheet

About the Book:

Guided Reading:

L

Lexile Level:

620L

Character Traits:

Caring

Fairness

Sharing

Region:

USA

ISBN:

978-0-8748-3758-2

Instructional Plan


Introduction

Directions:

- Refer to the “Who Am I?” worksheet
- Tell students they will be reading a book about animals today. Before reading the story, play an animal guessing game.
- Distribute “Who Am I?” worksheet for students to complete individually or aloud as a group. If children complete them individually, they will have an opportunity to read aloud the description and name the animal. The answers are the animal characters in the book.

Teacher Reads the Story

- Present the pictures of the animals on each page. The illustrator humanized these animals by giving them facial expressions, clothing, glasses, an umbrella, a blindfold, plates, glasses and silverware.
 - Human-like hands hold silverware and other objects. These animals exhibit body language such as crossed arms, dancing, singing, and sitting at a table. The animals still retain typical animalistic characteristics (feathers, wings, beaks, hooves, etc.)



The Hidden Feast

First Grade

Questions for Assessing Students' Comprehension:

- Which animal led the way to the party?
- Why did Pig carry an umbrella?
- What game did Donkey not want to play?
- What dance did the animals do?
- What did Rooster say when he left?
- Who found the surprise first?
- Did Rooster apologize for leaving early?

Common Core

Standards:

CCSS.ELA-LITERACY.RL.1.1

Ask and answer questions about details

CCSS.ELA-LITERACY.RL.1.3

Describe characters, settings, and events

CCSS.ELA-LITERACY.RL.1.7


Use illustrations/details in a story to describe characters, setting, or events

CCSS.ELA-LITERACY.SL.1.1.C

Ask questions to clarify topics and texts

Questions About Interpretation:

- Why did the animals think it would be a good party?
- How were Horse and Donkey good sports during the games?
- Why would the animals enjoy singing, "Old MacDonald's Farm"?
- How did the other animals feel about what Rooster said to his hosts?
- What did Goat mean when he said, "Rooster thinks he's the cat's meow"?
- What did the author mean when he said that Rooster was "fit to be tied"?



The Hidden Feast

First Grade

Follow Up Activities:

Twenty Questions

Directions:

- Using the “Animal Pictures” worksheet, each animal chooses a card, which has an animal picture and name on it.
- The rest of the class must ask questions in order to guess which animal card the student has.
- If twenty questions are asked and the class cannot guess the animal, then the child will give clues until the other students guess the animal.

“Animal Idioms” Worksheet

Directions:

- Tell class that idioms are phrases with special meaning that have little to do with what the words mean if you look at each word in the phrase.
- If you say, “Its raining cats and dogs,” it means that it is raining very hard. It does not mean that cats and dogs are falling from the sky.
- Ask students if they can remember two idioms from the story. (“Cat’s meow” and “fit to be tied”)
- Supply more common idioms and distribute the “Animal Idioms” worksheet.
- Student choose one idiom to illustrate in two ways:
 - Draw a picture of what the idiom *sounds* like it means.
 - Draw another picture on the same paper of what the idiom *really* means.

Create a Bar Graph

Directions:

- Have children vote for the favorite animal in the story.
- Record the results, and children create a bar graph to illustrate the results.

Common Core

Standards:

CCSS.ELA-
LITERACY.RL.1.1

Ask and answer
questions about details

CCSS.ELA-
LITERACY.SL.1.1.C

Ask questions to clarify
topics and texts

CCSS.ELA-
LITERACY.RL.1.4

Identify words/phrases
that suggest feeling or
appeal to senses

CCSS.ELA-
LITERACY.W.1.7

Participate in shared
research and writing
projects



The Hidden Feast

First Grade

Follow Up Activities:

I'm Going to a Party Memory Game

Directions:

- Start by saying: "Let's play a game about going to a party. Everyone has to listen carefully. I'm going to a party, and I am bringing some **apples**. I said apples because it begins with the letter **A**. The next person says, "I am going to a party, and I am bringing **apples** and **bananas** (or another item that starts with a **B**). Continue this way through the alphabet, listening carefully in order to recall the previously named items.

Compare and Contrast

Directions:

- Read *The Little Red Hen* (Heather Forest)
- Ask class to compare and contrast the behavior of the animals in *The Little Red Hen* and the animals in *The Hidden Feast*.


Common Core

Standards:

CCSS.ELA-
LITERACY.SL.1.1.B
Respond to comments of
others

CCSS.ELA-
LITERACY.RL.1.9
Compare and contrast

CCSS.ELA-
LITERACY.RL.1.5
Explain difference
between books



The Hidden Feast

First Grade

Name _____

Date _____

Who Am I?

I wear shoes.
I am big and eat hay.
I say, "Neigh."
I trot.
I am a _____.

I am a farm animal.
I say, "Moo."
I give milk.
I am a _____.

I like to roll in the mud.
I have a curly tail.
I say, "Oink."
I am a _____.

I wake up with the sun.
I can fly.
I am a male.
I like to peck.
I am a _____.


I waddle.
I have a big beak.
I quack.
I swim.
I am a _____.

I like to kick.
I have big ears.
I bray.
I am a _____.

I have a lot of wool.
I say, "Baaa."
I am soft and fluffy.
I am a _____.

I cluck.
I fly.
I lay eggs.
I am a _____.

My kid is a kid.
I love to butt heads.
I can be gruff.
I am a _____.









The Hidden Feast


First Grade

Name _____

Date _____

Animal Pictures





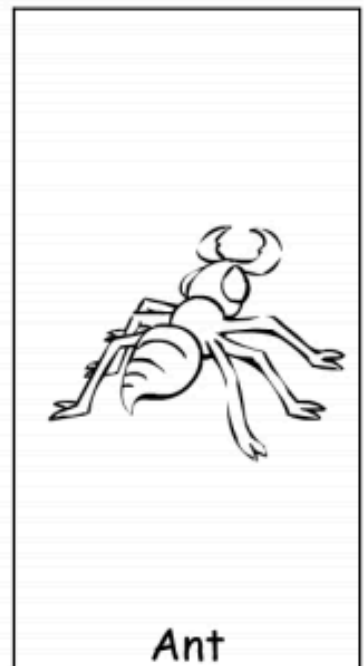


The Hidden Feast


First Grade

Name _____

Date _____

Animal Pictures





The Hidden Feast

First Grade

Name _____

Date _____

Animal Pictures



Cat



Mouse



Water
Buffalo




Cow



Wolf



Donkey






The Hidden Feast


First Grade

Name _____

Date _____

Animal Pictures





The Hidden Feast

First Grade

Name _____

Date _____

Animal Idioms

Monkey business

Weasel out

Go ape

Let's talk turkey

Spring chicken

Stool-pigeon

He's a rat

For the birds

Eats like a bird

Crocodile tears

Dark horse

Card shark

Whale of a time

Get your goat

He's foxy

Pig-headed

Bird's eye view

Smell a rat

As the crow flies

Monkey around

Eat a horse

Dog-eared pages

Fish out of water

Underdog

Make a hog of yourself

Chicken-hearted

Cry wolf

Packed like sardines

Let sleeping dogs lie

Snake eyes

Stir up a hornet's nest

Wild goose chase

Sounds fishy

Wolf in sheep's clothing

Frog in my throat