

Guess Again! Riddle Poems

By Lillian Morrison
Illustrated by Christy Hale

Outcome:

Students will:

- Share background knowledge
- Define a riddle
- Recall riddles previously heard
- Identify the importance of predictions
- Generate clues to describe objects
- Identify rhyming words
- Create rhyming words
- Use rhyming words in sentences
- Write in complete sentences
- Make predictions based on clues
- Describe the characteristics of a noun
- Recall examples from a read aloud
- Recognize a book title, author and illustrator
- Describe illustrations using adjectives
- Use a Venn diagram to compare and contrast riddles and poems
- Repeat phrases using expression

About the Book:

Guided Reading:

L

Character Traits:

Resourcefulness

Respect


Responsibility

Region:

USA

ISBN:

978-0-8748-3730-8



Common Core

Standards:

CCSS.ELA-
LITERACY.RL.2.9

Compare and contrast

CCSS.ELA-
LITERACY.SL.2.3

Ask and answer questions about what a speaker says

CCSS.ELA-
LITERACY.SL.2.2

Describe key details from a text

CCSS.ELA-
LITERACY.RL.2.10

Read and comprehend literature

Instructional Plan

Venn Diagram

- What is a **riddle**? List responses on the board.
- What is a **poem**? List responses on the board.
- Draw a Venn diagram and use the words from the above student responses to complete it.
- What is the difference between a poem and a riddle?
 - A riddle always has an answer.
 - Riddles pose a questions or make a statement that requires thought to answer or understand
 - Poems convey experiences, ideas, and emotions. Often language is chosen for its sound, meter, rhyme or metaphor.
- How are poems and riddles alike?
 - Often they both use rhyming words.


Play “What Am I?”

Directions:

- Teacher thinks of an object and provides clues.
- Students share and explain their guesses.
- Ex: “You listen to me and speak to me. If you are tired of me, you can make me quiet. I connect you to other people. What am I? (Cellphone)

Read the Book

- Ask students what information is found on a book cover. Identify the title, author and illustrator.
- Ask students to describe the cover. What do they see? What do these images mean to them?
- Discuss the front cover and how it makes them feel.
- Do NOT take a picture walk...keep it a mystery!
- Read the story aloud and give them time to guess each riddle. Have them explain their thinking before you turn each page to reveal the answers.



Guess Again! Riddle Poems

Second Grade

Common Core

Standards:

CCSS.ELA-LITERACY.RL.2.1

Ask and answer questions to demonstrate understanding

CCSS.ELA-LITERACY.SL.2.2

Describe key details from a text

CCSS.ELA-LITERACY.L.2.2.D

Generalize learned spelling patterns

CCSS.ELA-LITERACY.L.2.1.E

Use adjectives and adverbs

Questions for Assessing Students' Comprehension:

- Who is the author?
- Why were they wearing glasses in one of the illustrations?
- What color were the little boy's shoes?
- What illustrations do you remember?
- What words did the author use to describe these pictures?
- What can fit in your pocket and you do not need to lock it? (Book)
- What is an edible piece of fluff? (Popcorn)

Follow Up Activities:

Rhyming Words Flipbook


Directions:

- Students recall rhyming words and make a chart.
- Students add words that rhyme to the rhyming word chart.
- Use these rhyming words to create a flipbook.
 - Students fold paper in half lengthwise and cut the top layer into 4 sections.
 - Students choose 4 words from the rhyming word chart and write one word on each flap.
 - Students write a sentence using the word on each flap, and a word that rhymes with it, on the underneath layer.
 - Repeat for all 4 words. Illustrate the sentences. Share with the class.

"Our World is Full of Adjectives" Worksheet

Directions:

- Review and discuss adjectives.
- Have students think of words that describe our world.
- Teacher or students list one adjective on each world.
- Post completed activity on a bulletin board to serve as a classroom reference.



Common Core

Standards:

CCSS.ELA-LITERACY.SL.2.2

Describe key details from a text

CCSS.ELA-LITERACY.L.2.1.E

Use adjectives and adverbs

CCSS.ELA-LITERACY.SL.2.1

Participate in collaborative conversations

CCSS.ELA-LITERACY.SL.2.1.B

Build on others' talk in conversations

Follow Up Activities:

Nature and Adjectives


Directions:

- Refer to the "Our World is Full of Adjectives" worksheet.
- Each student chooses an item found in nature to illustrate.
- Use 3 sentences to describe and label this illustration
- Students should include one or more adjectives in each sentence.
- Present to the class and display on a bulletin board.

"Who Am I?"

Directions:

- Take a picture of each student.
- Have students pick the name of a classmate out of a container.
- Students give 3 clues to the teacher about this person while teacher types responses on a PowerPoint slide.
- Teacher inserts the picture of the student (the answer) into the following slide.
- Repeat for all students
- Present the PowerPoint to the class. Read the students' clues and have them guess each riddle.
- Print the PowerPoint presentation to create a book for the class library.



Guess Again! Riddle Poems

Second Grade

Name _____

Date _____

Our World is Full of Adjectives

