

**Go to Sleep, Gecko!**  
Retold by Margaret Read MacDonald  
Illustrated by Geraldo Valério

**Outcome:**

Students will learn about elephants, geckos, and fireflies as they explore a folktale from Bali.

**Materials:**

- Provided picture of Gecko and Elephant
- 40 Post-it notes
- “Character Puppet” worksheet, glue, popsicle sticks
- Crayons
- 2 packs of unflavored gelatin, 4 cups grape juice, 1 large can unsweetened pineapple tidbits, large bowl, small sauce pan
- Napkins, paper bowls or plates
- “Follow Gecko’s Path” worksheet
- 4 eggs, 12 tablespoons of flour, 4 ripe bananas, oil for frying, cinnamon sugar, water, frying pan, paper towels,
- (Optional): *Treasured Time with Five-to-Ten-Year-Olds* by Jan Brennan

**About the Book:**

Guided Reading:

K

Lexile Level:

430L

Character Traits:

Citizenship

Respect

Sharing


Region:

Asia, Bali

ISBN:

978-0-8748-3780-3

978-1-9391-6092-8



## Go to Sleep, Gecko!

Pre-Kindergarten

### **Instructional Plan**

#### Visual Closure

##### Directions:

- Use 20 Post-it notes to cover the picture of Elephant and 20 Post-it notes to cover the picture of Gecko.
- Write one letter of the alphabet or one number on each Post-it note.
- Ask one student to choose a number or letter that is on a Post-it note.
- Remove that Post-it note and ask the students to guess what the picture is.
- Continue this process, calling on students one at a time until they guess the picture correctly.
- Ask students what feature(s) of the animal helped them guess its identity.
- Students share what they know about elephants and geckos.
- Inform students that they will be listening to a story about a gecko and an elephant.
- Ask students if they know any other stories that have a gecko or an elephant.


#### “Character Stick Puppets” Worksheet

##### Directions:

- Discuss what each picture represents on the “Character Stick Puppets” worksheet.
- Cut out the elephant, the gecko, the buffalo, the firefly, or rain picture and color it.
- Glue to popsicle stick

#### Teacher Reads the Story:

- Read the story to students and check frequently for comprehension.
- Ask students to listen carefully and hold up their puppets when the story refers to their character.



## Go to Sleep, Gecko!


Pre-Kindergarten

### **Questions for Assessing Students' Comprehension:**

- Who woke up the elephant in the middle of the night?
- Why did the Gecko have trouble sleeping?
- Why did the fireflies light up at night?
- Why did the elephant poop in the road?
- Why did the rain come every afternoon?
- What does the gecko eat?
- Did the gecko finally fall asleep?

### **Questions for Interpretation:**

- How did the gecko feel when he couldn't fall asleep?
- Do you ever have trouble sleeping?
- Where do you sleep?
- Would you like to sleep outdoors like Gecko?
- Do you think Elephant is a good village boss?
- Why was Gecko able to fall asleep at the end of the story?



## Go to Sleep, Gecko!

Pre-Kindergarten

### **Follow Up Activities:**

#### Puppet Show

##### Directions:

- Using previously made character stick puppets, divide class into groups so that each group has one of each story character.
- Students practice and present puppet show to classmates based on the story.

- Firefly Songs:

- “Blink, Blink, Firefly” (Sung to “Baa, Baa, Black Sheep”)

Blink, blink firefly  
Have you light for me?  
Yes sir, yes sir  
Enough to help you see


I'll blink on for you,  
We can play some hide and seek,  
But promise not to catch me  
In a jar; I'll get too weak

Blink, blink firefly  
Let's have some fun tonight  
I promise not to catch you,  
And things will be all right.

- “Hush, Little Firefly” (Sung to “Hush, Little Baby”)

Hush, little firefly, don't you cry,  
I'm not going to catch you, no not I;  
I know you love to fly so free,  
And I just want to watch you, you see

The way you light up amazes me,  
You have such strength but you're so tiny;  
How do you do it, I wish I knew,  
Then I could fly around the skies with you.



## Go to Sleep, Gecko!

Pre-Kindergarten

### **Follow Up Activities:**

#### Firefly Jell-O (Ingredients on page 1)

##### Directions:

- Sprinkle 2 packages of unflavored gelatin over 1 cup of grape juice in a small saucepan. Stir constantly over low heat until gelatin dissolves.
- Remove pan from heat and add 3 more cups of grape juice.
- Stir in 1 large can unsweetened pineapple tidbits.
- Pour into a mold or bowl. Refrigerate to set.
- Makes 8 servings, double recipe as needed.
- Refer to pages 98-99 of *Treasured Time with Five-to-Ten-Year-Old* (Jan Brennan) for more firefly activities.

#### “Follow Gecko’s Path” Worksheet

##### Directions:

- How many times did Gecko go to Elephant’s house to complain about the fireflies?
- Use crayons to trace over Gecko’s path as he goes from his house to Elephant’s house.

#### Animal Walk Relay


##### Directions:

- Divide class into small groups. Each group lines up at a designated “starting line.”
- Each student takes turns walking in a way designated by teacher to pre-determined spot and then back to his teammates. (Ex: Walk like an elephant, a firefly, a horse, a kangaroo, a crab, a gecko etc.)
- When that student returns to his/her team’s line, he/she tags the next teammate in line and sits down in the back of his team’s line.
- The first team to complete the race and have all members seated in a line wins the race.

#### Banana Fritters (Ingredients on page 1)


##### Directions:

- Beat eggs and mix with  $\frac{1}{2}$  cup water and flour
- Mash bananas with fork, mix with flour/egg mixture
- Deep fry mixture by tablespoon in hot oil until golden brown
- Drain on paper towels; dust with cinnamon sugar.











Go to Sleep, Gecko!

Pre-Kindergarten


**Name** \_\_\_\_\_

**Date** \_\_\_\_\_

## Character Stick Puppets







# Go to Sleep, Gecko!

Pre-Kindergarten

Name \_\_\_\_\_

Date \_\_\_\_\_

## Follow Gecko's Path

