

# Go to Sleep, Gecko!

Retold by Margaret Read MacDonald

Illustrated by Geraldo Valério

### **Outcome:**

Students will learn about the unique characteristics of geckos.

### **Materials:**

- Map or globe, ruler
- “Color in the Gecko” worksheet
- Crayons or markers
- Scissors
- Velcro tape
- “Trace Gecko’s Path” worksheet
- Wide mouth jar with lid, tool to punch holes in lid
- “Elephant Shapes” worksheet
- 1 cup flour, 1 egg lightly beaten, ¼ teaspoon salt, 1 cup milk, 4 tablespoon butter, 4 bananas, sugar
- Bowl, spoon, paper plates, napkins

### **About the Book:**

#### Guided Reading:

K

#### Lexile Level:

430L

#### Character Traits:

Citizenship

Respect

Sharing

#### Region:

Asia, Bali

#### ISBN:

978-0-8748-3780-3


978-1-9391-6092-8

### **Instructional Plan**

#### Introduction

#### Directions:

- Ask student to raise hands if they have ever seen a gecko.
- Ask students to share what they know. Supply these facts:
  - Geckos are found on every continent except Antarctica (show on map or globe).
  - Geckos eat cockroaches, mosquitoes, termites, moths and other insects considered to be a nuisance.
  - Geckos have large mouths, large yellow eyes, a wide flat head, a long tongue, and a short thick tail.
  - When a gecko feels threatened, it can detach its tail and grow a new one. This helps the gecko escape dangerous situations.



# Go to Sleep, Gecko!

Kindergarten

## **Instructional Plan Continued**

### Introduction Continued

- Geckos can be from a half-inch to 14 inches in length (show with a ruler).
- Geckos can camouflage themselves by changing their body color and body patterns to blend with their background.
- Most geckos have tiny hairy scales on the bottom of their toes that acts like Velcro. These microscopic hooks beneath their toes help the gecko cling to any surface and even walk on ceilings.
- Geckos are the only lizards that make noises. These noises can sound like barking, chirping, chattering, or croaking. the Tokay gecko found in Bali (show on map or globe) makes a sound that sounds like “gecko.” It is the lizard for which geckos are named.

### Teacher Reads the Story

- Inform students that they will be listening to a story from Bali.
- Ask students to listen carefully, to look at the illustrations and note which gecko facts are incorporated into this story.

### Questions for Assessing Students' Comprehension:

- Why did Gecko wake Elephant?
- What was keeping Gecko awake?
- What did Elephant say to the fireflies?
- What did the fireflies say to Elephant?
- What did Elephant say to Buffalo?
- What did Buffalo poop in the road?
- What did Elephant say to Rain?
- Why did Rain come every afternoon?
- What did the Gecko eat?
- How does this story end?

### **Common Core**

#### **Standards:**

CCSS.ELA-  
LITERACY.RL.K.10

Group reading activities

CCSS.ELA-  
LITERACY.W.K.8

Recall or gather  
information from sources  
and experiences

CCSS.ELA-  
LITERACY.RL.K.1


Ask & answer questions  
about details in text

CCSS.ELA-  
LITERACY.SL.K.1

Collaborative  
conversations

CCSS.ELA-  
LITERACY.RL.K.3

Identify characters,  
settings, & major events



## Go to Sleep, Gecko!

Kindergarten

### **Questions for Interpretation:**

- How did the gecko feel when he couldn't fall asleep?
- How did Elephant feel when Gecko woke him up?
- Do you ever have trouble sleeping?
- Who or what keeps you up at night?
- Would you have trouble sleeping with fireflies flashing their lights all around you?
- What did Elephant mean when he told Gecko that the world is all connected?
- Do you think Elephant gave Gecko good advice when he told him that there are some things you just have to put up with?
- What kinds of things do you think Kindergartners have to put up with?
- Is Gecko a Tokay gecko? How do you know?
- Which facts about Geckos were incorporated into the story?
- Which facts about Geckos were shown in the illustrations?

### **Common Core**

#### **Standards:**

CCSS.ELA-  
LITERACY.RL.K.1

Ask & answer questions  
about details in text

CCSS.ELA-  
LITERACY.SL.K.1

Collaborative  
conversations

CCSS.ELA-  
LITERACY.SL.K.1.A

Follow agreed-upon rules  
for discussions

CCSS.ELA-  
LITERACY.SL.K.6


Speak audibly and express  
thoughts, feelings, and  
ideas

### **Follow Up Activities:**

#### **Music**

#### **Directions:**

- For the most part, Balinese literature should be recited or sung aloud. Sing this song about the story to the tune of "Bingo," then make up more verses. Create more songs using other familiar tunes.  
There was a lizard that couldn't sleep  
And Gecko was his name-O  
G-E-C-K-O, G-E-C-K-O, G-E-C-K-O,  
And Gecko was his name-O
- Sing song a second time clap every time there is an "o." Don't say "o," just clap.
- Do the same thing the third time when there is an "o" and "k".
- Continue until all the letters are clapped



# Go to Sleep, Gecko!

Kindergarten

## Common Core

### Standards:

CCSS.ELA-LITERACY.SL.K.5

Add drawings or other visual displays to descriptions

CCSS.ELA-LITERACY.SL.K.4

Describe familiar people, places, things and events

## Follow Up Activities:

### “Color in the Gecko” Worksheet

#### Directions:

- There are 750 different types of geckos. They live in deserts, forests, jungles and even people’s homes. Geckos can be a dull gray, tan or brightly colored. The patterns on their bodies vary. If desired, find pictures of geckos in books or on the Internet.
- Color in the gecko and cut it out
- Place Velcro tape on the underside of the gecko
- Students choose where in the room to place the gecko (including the ceiling), and teacher places the other part of the Velcro tape on that spot.
- Velcro holds gecko in place like a real gecko.
- Students each make gecko sounds and learn that a house with many geckos can be a noisy place.

### Draw a Picture of the Place You Sleep

#### Directions:

- Geckos like to hide under tree bark, under rocks, and in holes. They often sleep in these places.
- Where do you sleep?
- Draw a picture of the place where you sleep?

### “Trace Gecko’s Path” Worksheet


#### Directions:

- Trace the path from Gecko’s house to Elephant’s house with a green crayon.
- Trace the path from Elephant’s house to Gecko’s house with a red crayon.
- Do you remember how many times Gecko went to Elephant’s house?

### Build a Firefly House

#### Directions:

- Catch a firefly in a wide mouth jar with a lid for a short time for observation. Be sure to punch holes in lid.
- If you live west of Kansas, you might be out of luck. Fireflies that glow aren’t usually found west of Kansas.



## Go to Sleep, Gecko!

Kindergarten

### **Follow Up Activities:**

#### **Animal Tag**

##### **Directions:**

- Divide students into groups named for collective nouns.
- 2 students are chosen to be the hunters.
- The students stand on the starting line and the hunters stand a distance away.
- The hunters call out a group and those students run to a designated spot and back to the starting line.
- The hunters try to catch as many animals as they can.
- Any animal that is tagged by the hunter(s) becomes a hunter until all animals are caught.
- Have children move or travel like the animal named.
- Suggestive collective nouns: herd of buffalo, flock of sheep, pack of wolves, school of fish, litter of puppies, etc.

### **Common Core**

#### **Standards:**

CCSS.ELA-  
LITERACY.L.K.1.B

Use frequently occurring nouns and verbs

CCSS.ELA-  
LITERACY.L.K.1.C

Form regular plural nouns orally (s or es)

#### **“Elephant Shapes” Worksheet**

##### **Directions:**


- Color the circles red, the squares green and the triangles blue.

#### **Cooking Banana Pancakes**

##### **Directions:**

- Refer ingredients on page 1.
- Mix flour, egg, milk and salt.
- Heat a shallow non-stick pan and add 1 tablespoon of butter
- Slice 1 banana lengthwise and place in pan
- Cook banana about 3 minutes until it caramelizes
- Pour  $\frac{1}{4}$  of batter over banana pieces evenly
- Cook pancakes over medium heat until top looks dry
- Turn pancake with a spatula and continue to cook a few more minutes
- Repeat the process 3 more times with remaining batter, bananas, and butter
- Sprinkle with sugar
- Optional: Serve with ice cream






Go to Sleep, Gecko!


Kindergarten

Name \_\_\_\_\_

Date \_\_\_\_\_

## Color in the Gecko





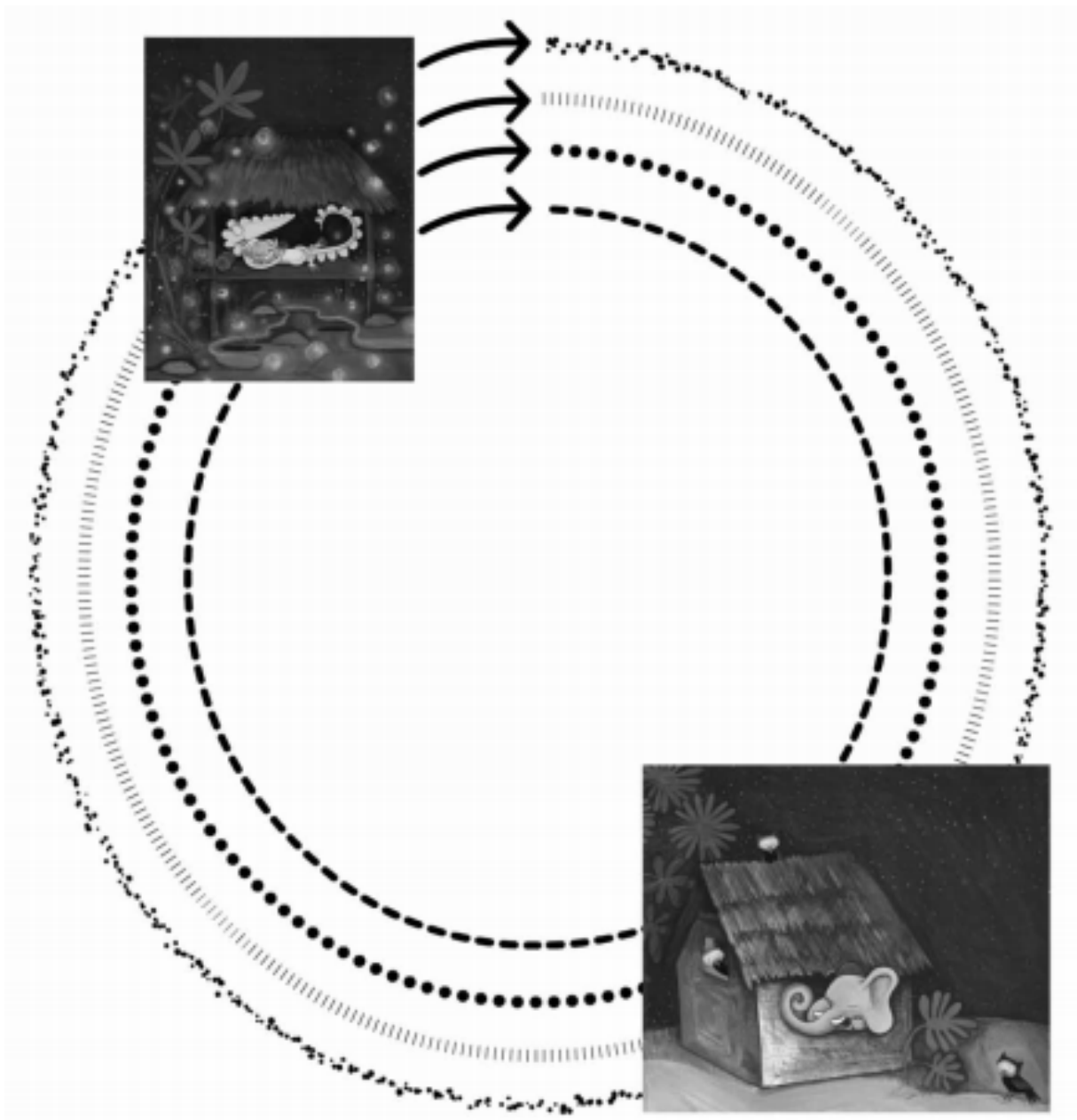
Go to Sleep, Gecko!


Kindergarten

Name \_\_\_\_\_

Date \_\_\_\_\_

## Trace Gecko's Path





Go to Sleep, Gecko!

Kindergarten

Name \_\_\_\_\_

Date \_\_\_\_\_

## Elephant Shapes

Color ○ red

□ green

△ blue

