

The Baker's Dozen: A Colonial American Tale

By Heather Forest

Outcome:

Students will learn about the consequences of greed and pride as well as the benefits of generosity. Students will be introduced to the origins of the term “baker’s dozen”.

About the Book:

Guided Reading:

P

Lexile Level:

850L

Character Traits:

Courage

Fairness

Trustworthiness

Region:

USA

ISBN:

978-1-9391-6070-6

Materials:

Book, *The Baker's Dozen*

Counting Money Worksheet

Scissors

Crayons or markers

Whiteboard/chalkboard

Prebaked sugar cookies from the store

Raisins

Whole walnuts

2 – 16oz containers of vanilla icing

Red food coloring

Ziploc bags

Scissors

Bowls

Spoons


Plates, napkins

Generosity Skits Worksheet

Pencil and Paper

Sentence Match Up Worksheet

Prepositions Worksheet



The Baker's Dozen

Second Grade

Instructional Plan

Introduction:

- This folktale serves as an explanation behind the origin of a “baker’s dozen.” Describe the concept of a “dozen” and a “baker’s dozen” to students.
- Ask students to describe a time when they were greedy. How did the student feel? What were the consequences?
- Ask students to describe a time when they were generous. How did the student feel? How did the other person feel?
- Ask students which action felt more rewarding and why. Being greedy or being generous?

Read the Story:

- Inform students that they will be reading a story about a greedy baker.
- Reread the story or pass around the book so that each student can read one page aloud and show the illustrations.

Questions for Assessing Students’ Comprehension:

- Who are the characters in this story?
- How does Van Amsterdam display his greed?
- Why were Van Amsterdam and the old lady arguing?
- What happens to Van Amsterdam and his bakery after the old lady leaves the first time?
- How does Van Amsterdam react after all of his customers leave him?
- What does Van Amsterdam do the second time the old lady visits his bakery?
- What happens to Van Amsterdam and his bakery after the old lady leaves the second time?
- What lesson does Van Amsterdam learn?

Common Core

Standards:

CCSS.ELA-LITERACY.RL.2.2

Recount stories and determine their lesson or moral

CCSS.ELA-LITERACY.RL.2.10

Read and comprehend literature

CCSS.ELA-LITERACY.SL.2.1.B


Build on others' talk in conversations

CCSS.ELA-LITERACY.SL.2.4

Tell a story or recount an experience with appropriate facts

CCSS.ELA-LITERACY.RL.2.1

Ask and answer questions to demonstrate understanding



The Baker's Dozen

Second Grade

Questions for interpretation:

- What was your reaction to Van Amsterdam's behavior once he becomes popular?
- How would you have responded to the old lady's initial request for 13 cookies?
- Why did Van Amsterdam become greedy?
- What are the consequences of Van Amsterdam's greedy actions?
- What are the consequences of Van Amsterdam's generous actions?
- When is Van Amsterdam happiest?
- What does the St. Nicholas cookie mean when it says, "You'll never be rich because you're greedy?"
- How can you be "rich" without a lot of money?
- What are some ways that you might personally be "rich"?

Common Core

Standards:

CCSS.ELA-
LITERACY.RL.2.1

Ask and answer questions to demonstrate understanding

CCSS.ELA-
LITERACY.RL.2.3

Describe how characters respond to events and challenges

CCSS.ELA-
LITERACY.SL.2.2

Describe key details from a text

CCSS.MATH.CONT
ENT.2.OA.A.1


Use addition and subtraction

Follow Up Activities:

Counting Money Worksheet

Directions:

- Print out the Counting Money worksheet and give each student one worksheet.
- Students color the money, keeping each category the same color: one dollar bills, five dollar bills, pennies, nickels, dimes, quarters.
- Draw out a menu on the whiteboard/chalkboard as if it were a menu for Van Amsterdam's bakery.
- Divide students into pairs.
- One student will be the customer and one student will be the cashier.
- Students take turns being the cashier, adding up menu items and making change.
- Print more money as needed.
- **Optional:** incorporate percentages by applying discounts to certain menu items.



The Baker's Dozen

Second Grade

Follow Up Activities:

Make St. Nicholas Cookies

Materials:

- Prebaked sugar cookies from the store
- Raisins
- Whole walnuts
- 2 – 16oz containers of vanilla icing
- Red food coloring
- Ziploc bags
- Scissors
- Bowls
- Spoons
- Plates, napkins

Directions:

- In a bowl, teacher mixes 1 – 16oz container of vanilla icing with enough drops of red food coloring to make a bright red icing.
- Teacher fills alternating Ziploc bags with a few spoonfuls of red icing and white icing.
- Cut the tip off the Ziploc bags to make a piping bag.
- Give each student one red icing piping bag and one white icing piping bag.
- Give each student a plate with one sugar cookie; supply napkins as needed.
- Give each student 2 raisins (for eyes) and 1 whole walnut (for a mouth).
- Students decorate their cookies based on Van Amsterdam's St. Nicholas cookies. Refer to illustrations as needed.
- **Optional:** Give students a second sugar cookie to festively decorate as they wish using the red and white icing.

Prepositions Worksheet

Directions:

- Explain what a preposition is: Prepositions indicate physical location. Prepositions define **where** an object is in relation to something else. Ex: The ketchup is **in** the refrigerator.
- *Above, across, after, at, around, before, behind, below, beside, between, by, down, during, for, from, in, inside, onto, of, off, on, out, through, to, under, up, with, etc.*
- Use the word bank to fill in the correct prepositions.

Common Core

Standards:

CCSS.ELA-LITERACY.SL.2.1


Participate in collaborative conversations

CCSS.ELA-LITERACY.SL.2.1.A

Follow agreed-upon rules for discussions

CCSS.ELA-LITERACY.L.2.1

Demonstrate command of the conventions of standard English grammar and usage.



The Baker's Dozen

Second Grade

Follow Up Activities Continued:

Compare and Contrast

Directions:

- Show students the first image of Van Amsterdam, the image of Van Amsterdam counting his money, the image of Van Amsterdam after his customers leave him, and lastly, the final image of Van Amsterdam rejoicing.
- Have students describe each illustration in a group discussion, noting Van Amsterdam's expressions and the consequences of the actions.
- Compare Amsterdam's attitude in the first illustration to that of the final illustration.

Generosity Skits

Directions:

- Divide students into groups of 2 or 3.
- Cut the scenario strips out from the Generosity Skits worksheet.
- Put strips into a hat or bag and have one student from each group randomly pull a scenario.
- Each group creates their own skit to express a solution to the scenario, demonstrating generosity.

Write a Short Story

Directions:

- Write a short story from the point of view of Van Amsterdam's dog, Van Amsterdam, or the old lady.
- Illustrate the story.
- Present to the class.

Write a Short Poem

Directions:

- Write a short poem about cookies or about a baker.
- Illustrate the poem.
- Present to the class.

Sentence Match-Up Worksheet

Directions:

- Print out the worksheet for each student.
- Students cut out the phrase strips and the word strips.
- Match each word with a phrase to make complete sentences.

Common Core

Standards:

CCSS.ELA-
LITERACY.RL.2.9

Compare/contrast

CCSS.ELA-
LITERACY.W.2.3


Write narratives in
which they recount
event(s)

CCSS.ELA-
LITERACY.W.2.5

Focus on topic and
strengthen writing by
revising and editing

CCSS.ELA-
LITERACY.SL.2.6

Produce complete
sentences when
appropriate to task
and situation



The Baker's Dozen

Second Grade

Counting Money

Name _____






Date _____




Counting Money

Name _____

Date _____






The Baker's Dozen

Second Grade

Generosity Skits

Your friends want a cookie but there is only one left.	You see a bully picking on someone and taking his snack.
You see another student sitting alone at lunch and looking around.	The student sitting next to you forgot her school book and is concerned about the teacher.
You see another student crying after falling on the playground .	You get several pieces of your favorite candy, but you can't eat it all.
It's raining and you see another student without an umbrella.	While walking in the hallway, your friend trips, falls and spills his backpack.



The Baker's Dozen


Second Grade

Name _____

Date _____

Sentence Match Up

Van Amsterdam worked at a	famous.
Van Amsterdam baked a cookie in the shape of	greedy.
Before long, the cookies had become	13.
You'll never be rich because you're	measure.
A baker's dozen means	bakery.
Van Amsterdam began to bake his goods with an extra	shawl.
A dozen means	St. Nicholas.
The old woman wears a black	follows.
When generosity replaces greed, good fortune	12



The Baker's Dozen

Second Grade


Name _____

Date _____

Prepositions

After	For	Into	Over	Up
At	From	Of	Through	With
Before	In	Out	To	

1. People traveled _____ miles to buy his baked goods.
2. Just _____ the Winter Holidays, Van Amsterdam was inspired to bake St. Nicholas cookies.
3. _____ baking the cookie character, Van Amsterdam painted it _____ red and white icing.
4. He proudly put the cookie _____ his shop window.
5. Now people came _____ even farther away to buy his St. Nicholas cookies.
6. One night as he was busy counting his money, a thought occurred _____ him.



The Baker's Dozen

Second Grade

Name _____

Date _____

Prepositions

After	For	Into	Over	Up
At	From	Of	Through	With
Before	In	Out	To	

7. _____ his shop came an old woman wearing a long black shawl _____ her head.
8. How dare you call me greedy! Get _____ of my store!
9. _____ that moment there was a knock at the door.
10. He looked _____ at the old woman and then slowly put in one more.
11. Word went _____ the town that at Van Amsterdam's shop, a dozen means thirteen.
12. He filled a cloth bag with one dozen _____ his finest cookies.